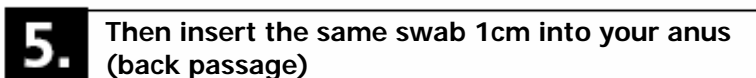
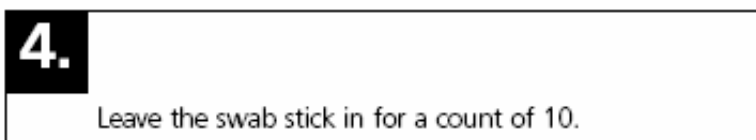
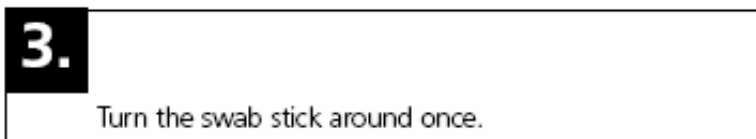
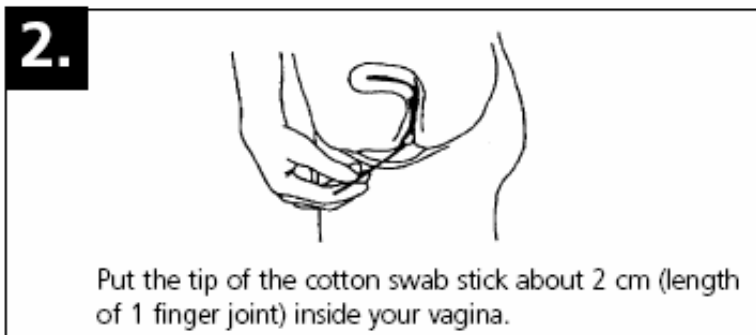
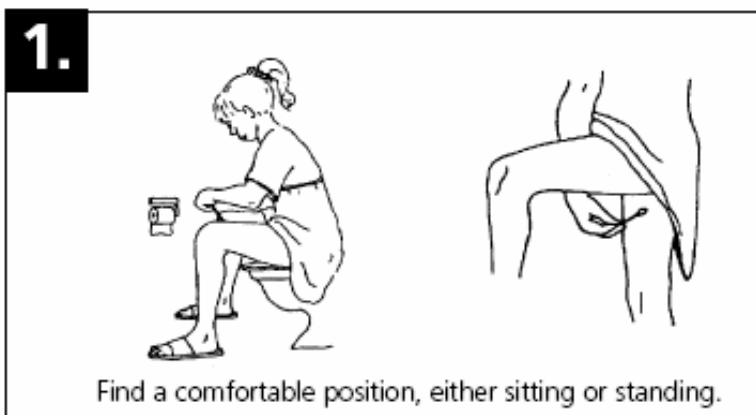


INSTRUCTIONS ON HOW TO TAKE YOUR OWN LOWER VAGINAL AND RECTAL SWAB Antenatal testing for Group B Streptococcus



Follow the instructions above then

- Place the swab into the transport tube provided
- Label the tube with your full name, time & date, your date of birth
- Place the tube into the plastic specimen bag, with the pathology request form
- Deliver the sample to your nearest pathology collection centre within 6 hrs
- Store sample at room temperature prior to delivery to the collection centre.
- See the back of the request form or www.wdp.com.au for locations

